

aquatica®
Function, Form & Fashion



Purescape 107 Hydro Relax Pro Bathtub

Electrical Manual
(240V/60Hz)



WARNING

1. READ AND FOLLOW ALL INSTRUCTIONS
 2. WARNING: When using electrical products, basic precautions should always be followed, including the following:
 3. DANGER: To reduce the risk of injury, do not permit children to use this unit unless they are closely supervised at all times.
 4. Use this unit only for its intended use as described in this manual. Do not use attachments not recommended by the manufacturer.
 5. Never drop or insert any object into any opening.
 6. Do not operate this unit without the guard over the suction fitting.
 7. DANGER: RISK OF ELECTRIC SHOCK. The unit must be connected only to a supply circuit that is protected by a ground-fault circuit-interrupter (GFCI). Such a GFCI should be provided by the installer and should be tested on a routine basis. To test the GFCI, push the test button. The GFCI should interrupt power. Push the reset button. Power should be restored. If the GFCI fails to operate in this manner, the GFCI is defective. If the GFCI interrupts power to the bathtub without the test button being pushed, a ground current is flowing, indicating the possibility of an electric shock. Do not use this hydromassage bathtub. Disconnect the hydromassage bathtub and have the problem corrected by a qualified service representative before using.
 8. WARNING: RISK OF ELECTRIC SHOCK. A licensed electrician should make all electrical connections. Disconnect power before servicing.
 9. WARNING: RISK OF INJURY OR PROPERTY DAMAGE. Please read all instructions thoroughly before beginning installation, including the following requirements.
 10. Follow all local plumbing and electrical codes.
 11. INSTALL TO PERMIT ACCESS FOR SERVICING.
 12. (For permanently connected units) A green-colored terminal (or a wire connector marked G, GR, Ground, or Grounding) is provided within the terminal compartment. To reduce the risk of electric shock, connect this terminal or connector to the grounding terminal of your electric service or supply panel with a conductor equivalent in size to the circuit conductors supplying this equipment. A pressure wire connector is provided on the exterior of the pump or control within this unit to permit connection of a bonding conductor between this unit and all other exposed metal in the vicinity, as needed to comply with local requirements.
- GROUNDING IS REQUIRED.** The unit must be installed by a qualified service representative, and grounded. Building materials and wiring should be routed away from the pump body and other heat-producing components of the unit.

IMPORTANT PRODUCT INFORMATION

PRODUCT NOTICES

WARNING: Unauthorized modification may cause unsafe operation and poor performance of the bath. Do not relocate the pump, or make other modifications to the circulating system, as this could adversely affect the performance and safe operation of your bath. Aquatica Plumbing Group Inc. shall not be liable under its warranty or otherwise for personal injury or damage caused by any such unauthorized modification.

PRODUCT INSPECTION

Carefully unpack the product and inspect the unit for damage. Return the unit to the carton during construction to prevent damage.

FACTORY-ASSEMBLED FEATURES

Factory installed components include components like pump, blower, level sensors, in-line heater, submerged chromotherapy lights, keypad and diverter. The pump and piping are factory-assembled.

CONNECTIONS AND SERVICE ACCESS

NOTICE: For built-in and corner bathtubs provide unrestricted service access to the pump, heater and control box. Provide unrestricted service access to the pump, blower, in-line heater, adjustable feet, and For built-in bathtubs you must construct an access panel to provide sufficient clearance for servicing the pump, inline heater, and control box. The access panel must be located immediately next to the pump and in line heater. Study the roughing-in information.



ELECTRICAL REQUIREMENTS

1. **DANGER: RISK OF ELECTRIC SHOCK.** The installation must have one (1) Class A Ground Interrupters (GFCI's). The GFCI protects against line shock hazard. **Use a 208-240V, 20A, 50/60 Hz dedicated service to wire the control system.**
2. **GROUNDING IS REQUIRED.** The unit should be installed by a qualified service representative and grounded.
3. Installation instructions shall identify fittings, such as brackets or hangers, that are necessary to the intended mounting of the unit.
4. The minimum structural strength required for the supporting surface for the unit. Need to provide rough in instructions to review for compliance.
5. Instructions shall indicate that building materials and wiring should be routed away from the pump body and other heat producing components.
6. **INSTALL TO PERMIT ACCESS FOR SERVICING**
7. An equipment bonding terminal is provided in the field wiring compartment. To reduce the risk of electric shock, this terminal must be connected to the bonding means provided in the electric supply panel with a conductor equivalent in size to the circuit conductors supplying this equipment.

8. INSTALL THIS UNIT IN ACCORDANCE WITH THE CANADIAN ELECTRICAL CODE, PART I. and INSTALLER CONFORMEMENT AU CODE CANADIEN DE L'ELECTRICITE, PREMIERE PARTIE (CSA C22.2 No. 218.2 com compliance).

Your physiological response to hot water is subjective and depends on your age, health, and medical history. If you don't know your tolerance to hot water, or if you get a headache, or become dizzy or nauseous when using your hot tub, get out and cool off immediately.



ELECTRICAL REQUIREMENTS

IMPORTANT! SAFETY INSTRUCTIONS / INSTRUCTIONS IMPORTANTES RELATIVES A LA SECURITE

READ, FOLLOW ALL INSTRUCTIONS / LIRE ET SUIVRE TOUTES LES INSTRUCTIONS

SAVE THESE INSTRUCTIONS / CONSERVER CES INSTRUCTIONS

1. WARNING: RISK OF ACCIDENTAL INJURY OR DROWNING. Children should not use hydromassage bathtub without adult supervision. / AVERTISSEMENT. RISQUE DE BLESSURE ET DE NOYADE. Ne pas laisser un enfant utiliser la cuve a remous en l'absence d'un adulte.
2. WARNING: RISK OF ACCIDENTAL INJURY OR DROWNING. Do not use hydromassage bathtub unless all suction guards are installed to prevent body and hair entrapment. / AVERTISSEMENT. RISQUE DE BLESSURE ET DE NOYADE. Pour éviter le happement de membres ou de cheveux, ne pas utiliser la.
3. WARNING: To avoid injury, exercise care when entering or exiting the hydromassage bathtub. /AVERTISSEMENT. Pour éviter les blessures, user de prudence en entrant dans la cuve a remous et en la quittant.
4. WARNING: RISK OF ACCIDENTAL INJURY OR DROWNING. Do not use drugs or alcohol before or during the use of a hydromassage bathtub equipped with heater to avoid unconsciousness and possible drowning. / AVERTISSEMENT. RISQUE DE BLESSURE ET DE NOYADE. Ne pas prendre de médicament ni consommer d'alcool lorsqu'on utilise une cuve à remous chauffée ou avant d'y entrer afin d'éviter l'évanouissement et le risque de noyade.
5. WARNING: RISK OF FETAL INJURY. Pregnant or possibly pregnant women should consult a physician before using a hydromassage bathtub equipped with heater. / AVERTISSEMENT. DANGER POUR LE FOETUS. Les femmes enceintes, que leur grossesse soit confirmée ou non, devraient consulter un médecin avant d'utiliser une cuve à remous chauffée.
6. WARNING: RISK OF HYPERTHERMIA AND POSSIBLE DROWNING. Do not use a hydromassage bathtub equipped with heater immediately following strenuous exercise. / AVERTISSEMENT. RISQUE D'HYPERTHERMIE ET DE NOYADE. Ne pas utiliser une cuve à remous chauffée après un exercice intense.
7. WARNING: RISK OF ELECTRIC SHOCK. Do not permit electric appliances (such as a hair dryer, lamp, telephone, radio, or television) within 1.5 m of this hydromassage bathtub. / AVERTISSEMENT. RISQUE DE CHOC ELECTRIQUE. Ne pas placer d'appareils electriques (luminaire, téléphone, radio, téléviseur, etc.) a moins de 1.5 m de cette cuve a remous.

8. CAUTION: Test the ground fault circuit interrupter protecting this appliance periodically in accordance with the manufacturer's instructions. / ATTENTION. Verifier regulierement le fonctionnement du disjoncteur de fuite a la terre conformement aux instructions du fabricant.

9. WARNING: RISK OF HYPERTHERMIA AND POSSIBLE DROWNING. Water temperature in excess of 38 °c can be injurious to your health. check and adjust water temperature before use. / AVERTISSEMENT. RISQUE D'HYPERTHERMIE ET DE NOYADE. Une température d'eau supérieure à 38 °c peut présenter un risque pour la santé. vérifier et régler la température de l'eau avant d'utiliser la cuve .

10. WARNING: RISK OF HYPERTHERMIA. People using medications and/or having an adverse medical history should consult a physician before using a hydromassage bathtub equipped with heater. / AVERTISSEMENT. RISQUE D'HYPERTHERMIE. Les personnes qui prennent des médicaments ou qui ont des problèmes de santé devraient consulter un médecin avant d'utiliser une cuve à remous chauffée.



CAUTION



DANGER

Since your hot tub can be set to reach temperatures of 40°C (104° F), users should be aware that extended submersion in water that exceeds normal body temperature can lead to hyperthermia.

The causes, symptoms and effects of hyperthermia may be described as follows:

Hyperthermia occurs when the internal temperature of the body reaches several degrees above the normal body temperature of 37°C (98.6°F). The symptoms of hyperthermia include drowsiness, lethargy, and an increase in the internal temperature of the body.

The effects of hyperthermia include:

- Unawareness of impending hazard
- Failure to perceive heat
- Failure to recognize the need to exit the hot tub
- Physical inability to exit the hot tub
- Fetal damage in pregnant woman
- Unconsciousness resulting in the danger of drowning

If you sense any of the symptoms of hyperthermia, safely exit the hot tub immediately.

The use of alcohol, drugs or medication can significantly increase the risk of fatal hyperthermia.


AC JUNCTION BOX

Connect to your home electrical system via our AC junction box solely! Use #12 AWG size wire and 20A breaker to connect to your home's electrical system.



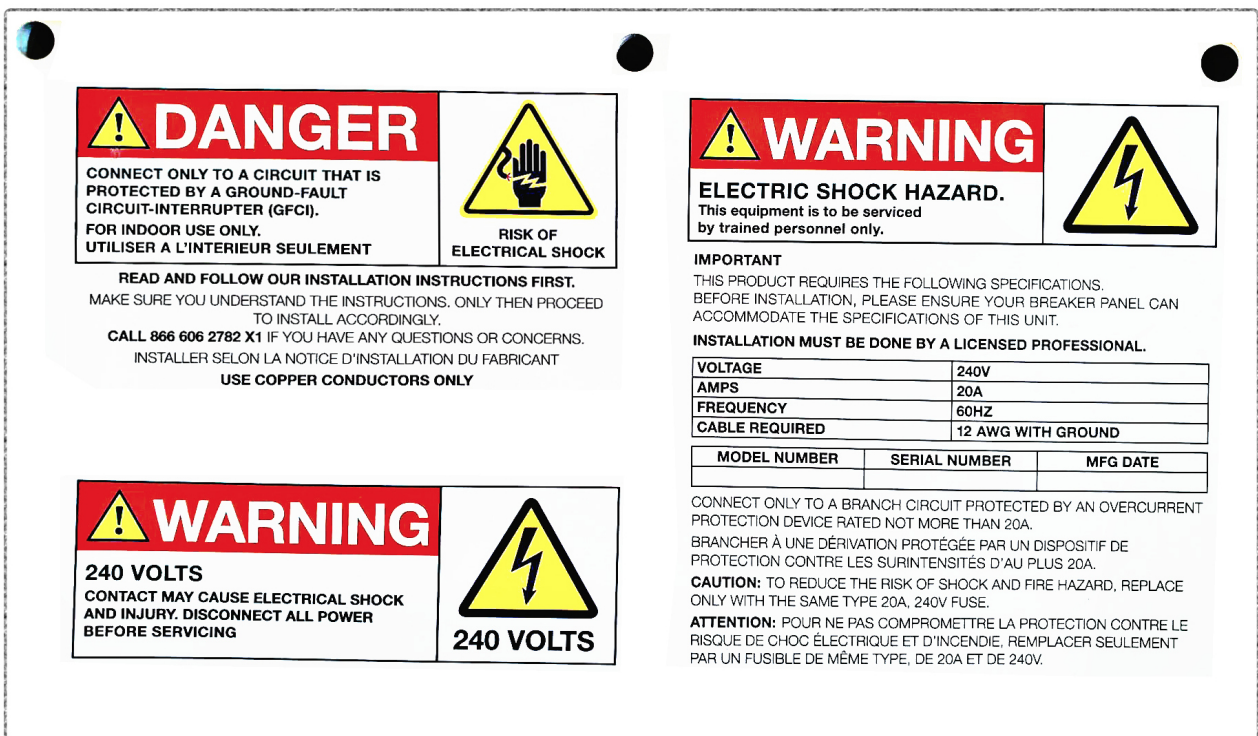
JUNCTION BOX WIRE COLOR MARKINGS:

- Black - L1
- White - L2
- Green - Ground



BATH CONTROLLER ENCLOSURE

Do not tamper with our bath controller enclosure. It is pre-configured and pre-wired. Opening and tempering might void our warranty.

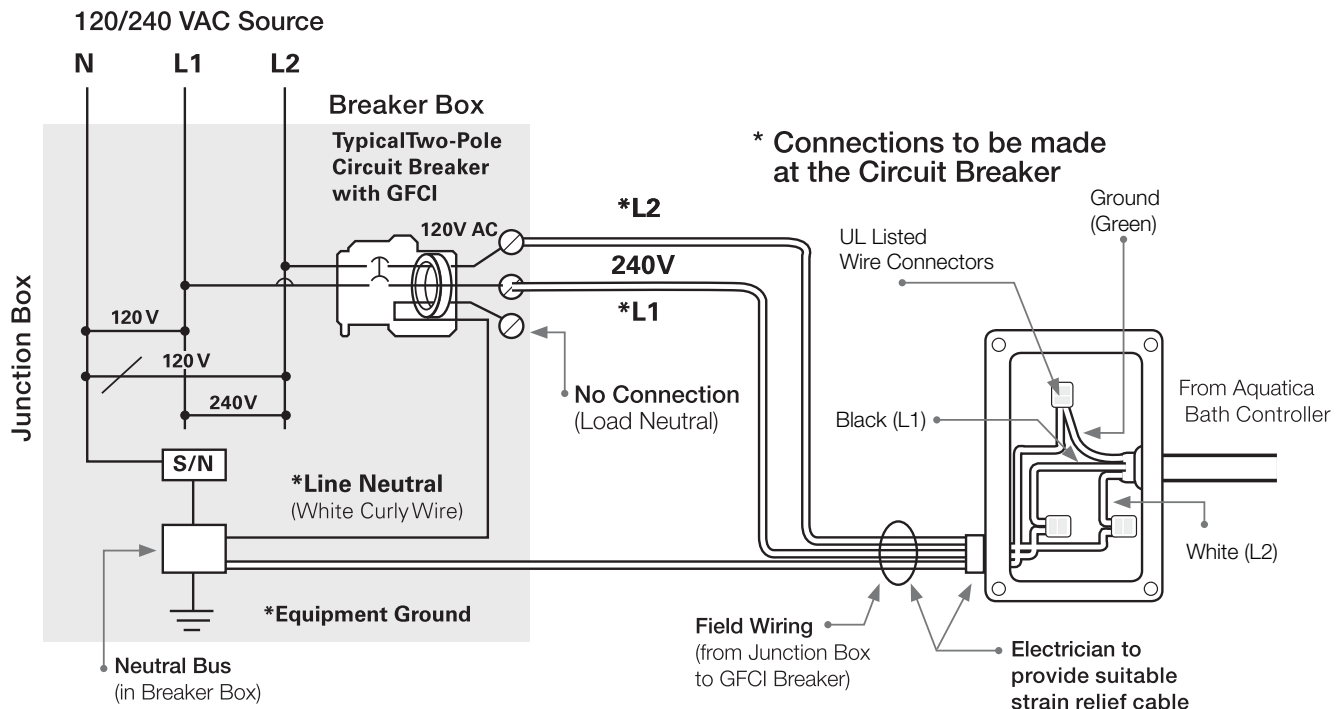


Electrical Wiring Manual

Typical Wiring Connection for USA & Canadian installations

Bond in accordance with national and local codes.

Open bonding lugs are located at the top of the junction box.



Make the Electrical Connections

IMPORTANT!

The Aquatica® Spa series hydromassage bathtubs come equipped with a wiring junction box and are designed to operate between 208 VAC and 240 VAC at either 50 Hz or 60 Hz.

IMPORTANT!

While the Aquatica® Bath Controller is designed to operate between 208 VAC and 240 VAC at either 50 Hz or 60 Hz, the pumps are market specific and require the correct frequency that is applicable for your specific market.

Our US/Canadian Spa series bathtubs ship with 60Hz pumps, while our International models ship with 50Hz pumps.

WARNING!

Risk of electrical shock. Make sure the power has been disconnected before performing the following procedures. Refer to the "Important Information" section.

WARNING!

Risk of electrical shock. To reduce the risk of electrical shock, connect the system to properly grounded Ground-Fault Circuit-Interrupter (GFCI)

This will provide additional protection against line-to-ground shock hazard. One 208-240V, 20A, 50/60Hz dedicated circuit is required.

IMPORTANT!

The load neutral is not used. There should be no connection to the load neutral terminal on the Ground-Fault Circuit-Interrupter (GFCI) breaker. The green wire with the yellow stripes is the equipment ground and needs to be connected to the neutral bus in the main circuit breaker box.

- The Aquatica® Bath Controller, pumps, blower, lights and heater have been pre-wired at the factory. A licensed electrician should make a routine service connection to the junction box.
- Connect service to the junction box. The junction box contains blue, brown, and green with yellow stripe colored wires.
- Follow local electrical codes. Bond in accordance with national and local codes.
- A wiring harness has been pre-wired at the factory, allowing communication between the junction box, and the Aquatica® Bath Controller. No additional wiring is required, but ensure that all wires are securely fastened.